

IN-LINE FLUID STRAINERS, LOW PRESSURE MODELS VS-531, VS-532, VS-534, PLH-MF-6-100

DESCRIPTION

These low pressure in-line strainers are designed to be used at the fluid outlet of pumps, pressure tanks, or as a final gun strainer. The final gun strainers are to be used for secondary filtration and attach directly to the fluid inlet fitting of the spray gun.

MODELS AVAILABLE

Note

All strainers listed above contain no aluminum wetted parts. They are suitable for use with solvents and coatings using halogenated hydrocarbons.

VS-531 has a MWP (Maximum Working Pressure) of 300 psi. It is designed to be used with any spray gun having a 3/8" NPS(M) standard fluid inlet. VS-531 comes standard with a 100-mesh screen. Weight - 3.5 ozs.

VS-532 has a MWP of 300 psi. It is designed to be permanently mounted to the spray gun fluid inlet and is held in place by a bracket that attaches to the air inlet adapter located at the base of the gun. VS-532 comes standard with a 100-mesh screen. Weight - 6 ozs.

VS-534 has a MWP of 300 psi. It is designed to be used as a primary fluid strainer on pressure tanks, fluid pumps, etc., when stainless steel is required. It is generally mounted at the tank or pump fluid outlet valve. VS-534 comes standard with a 100-mesh screen. Weight - 10 ozs.

PLH-MF-6-100 has a MWP of 250 psi. It is designed to be used with any spray gun having a 3/8" NPS(M) standard fluid inlet. The strainer body is stainless steel and comes with a 100-mesh screen cartridge. Weight - 1.0 oz.

See individual drawing/parts listing.

WETTED PARTS

VS-531: Chrome plated carbon steel, stainless steel, brass.

VS-532 : Nickel plated brass, nylon strainer.

VS-534: Stainless steel, nylon strainer.

PLH-MF-6-100: Stainless steel.

INSTALLATION

VS-534 strainers attach to the fluid outlet valve on pressure tank headers. The fluid hose attaches to male outlet of strainer.

VS-531 and PLH-MF-6-100 strainers attach directly to the spray gun fluid inlet fitting. The fluid hose attaches to male inlet of strainer.

VS-532 strainer attaches to the spray gun body. Remove air hose connection fitting on the gun handle. Insert strainer bracket between the hose connection and air inlet fitting and reinstall the air inlet fitting. Attach the strainer outlet to the gun fluid inlet fitting. The fluid hose attaches to male inlet of strainer.

PREVENTIVE MAINTENANCE

Frequent cleaning of the strainer is necessary to ensure proper filtering and minimum pressure loss. Proceed as follows:



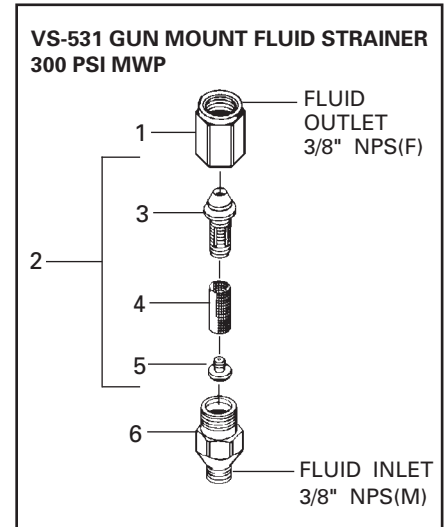
Fluid under pressure. Turn off pump and relieve pressure from strainer by opening drain/dump valve if in the line. When there is no drain/dump valve, relieve pressure by triggering gun.

1. Remove fluid hose from strainer.
2. Disassemble fluid strainer and remove screen. On VS-532 strainer, remove the end cap only; it is not necessary to remove the housing from the gun. Clean with a soft brush (See Accessory Items) and a compatible solvent. Inspect screen; if damaged or if it will not clean, replace screen.

Note

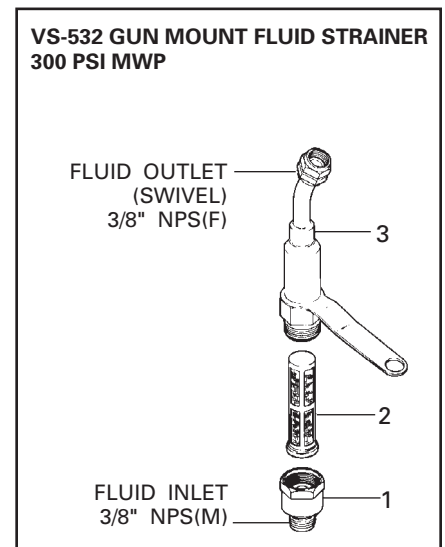
Strainers and screens must be kept clean. Dirty strainers and screens will restrict fluid flow and affect the quality of the spray pattern.

If plugging of gun fluid tip occurs, use a finer mesh screen in strainer. If strainer screen plugs rapidly, use a coarser mesh screen, if available. When using fiber-filled materials, resins, fiberglass, or filled or similar materials, the screen or entire strainer should be removed.



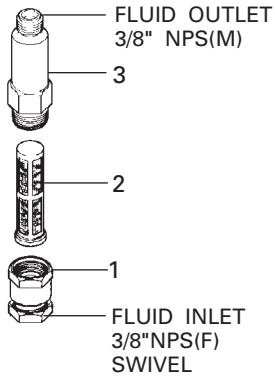
Ref No.	Replacement Part No.	Description	Qty.
1	----	Cap	1
2	VS-441	Strainer Assembly	1
3	----	*Screen Support	1
4	31144-310-K10	*Screen (100-mesh)	1
5	33311-126-K5	*Screw	1
6	----	Base	1

*Part is included in above assembly.



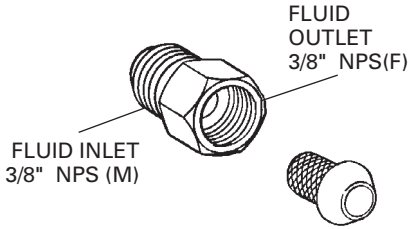
Ref No.	Replacement Part No.	Description	Qty.
1	----	End Cap	1
2	VS-58-K10	Screen (100-mesh)	1
3	----	Housing Assembly	1

VS-534 STAINLESS STEEL STRAINER FOR PUMPS, TANKS, 300 PSI MWP



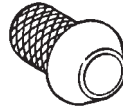
Ref No.	Replacement Part No.	Description	Qty.
1	VS-444	Cap Assembly	1
2	VS-58-K10	Screen (100-mesh)	1
3	VS-89	Housing	1

GUN MOUNT STAINLESS STEEL FLUID STRAINER, 250 PSI MWP
 PLH-MF-6-100, 100-mesh/144 micron

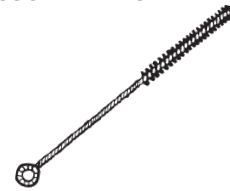


Replacement Cartridge (Stainless Steel)

PLH-MFC-100



ACCESSORY ITEMS



Cleaning Brush Kits (Nylon)

- 42884-214-K5 (3/8" Dia)
- 42884-215-K10 (5/8" Dia)

WARRANTY

This product is covered by DeVilbiss' 1 Year Limited Warranty. See SB-1-000 which is available upon request.

WARRANTY

This product is covered by DeVilbiss' 1 Year Limited Warranty.

DeVilbiss Sales and Service: www.devilbiss.com

DeVilbiss

DeVilbiss has authorized distributors throughout the world. For technical assistance or the distributor nearest you, see listing below.

U.S.A./Canada Customer Service Office:

195 Internationale Blvd., Glendale Heights, IL 60139
 Toll-Free Telephone: 1-800-992-4657 (U.S.A. and Canada only)
 Toll-Free Fax: 1-888-246-5732

DeVilbiss Automotive Refinishing

DeVilbiss has authorized distributors throughout the world. For equipment, parts and service, check the Yellow Pages under "Automotive Body Shop Equipment and Supplies." For technical assistance, see listing below.

U.S.A./Canada Customer Service Office:

11360 S. Airfield Road, Swanton, OH 43558
 Toll-Free Telephone: 1-800-445-3988 (U.S.A. and Canada only)
 Toll-Free Fax: 1-800-445-6643

